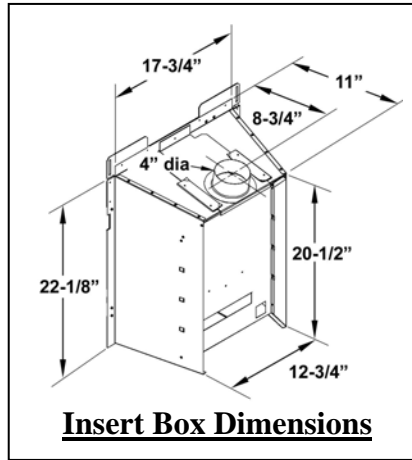




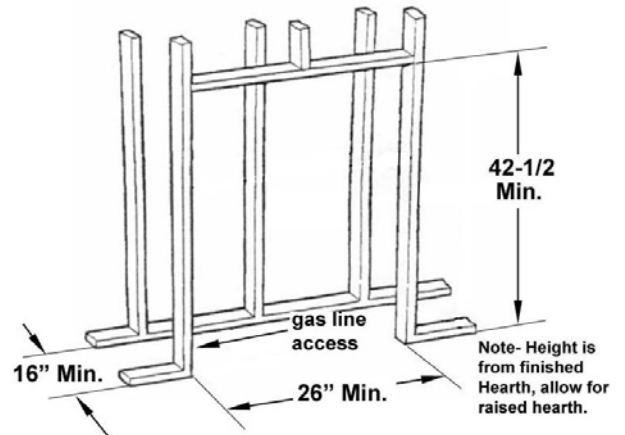
Model 922 Adorn

Open Fronted, Coal Effect Gravity Vented Fireplace

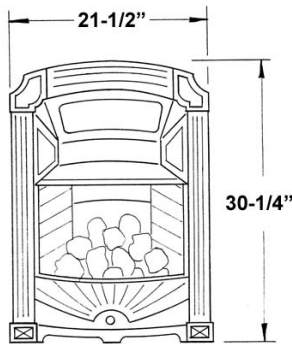
Oct 2003



Model 922 Fireplace may be installed either as an insert into existing solid fuel burning fireplaces and chimneys or as a zero clearance into an enclosure constructed of combustible material utilizing an optional 975 Zero Clearance Kit. Either the 923 Adorn or 539/549 Windsor Arch cast iron fronts may be used with the 922 fireplace.



Windsor Arch fronts will also require a 540 WDK wire guard and mounting hardware kit. Refer to the 922 Heater and 975 ZCK manuals for full installation details.



Mantle depth "A"	1"	2"	3"	4"	5"	6"	7"	8"
Clearance from base of heater "B"	40"			42 1/2"				

Clearances (All Fronts)

