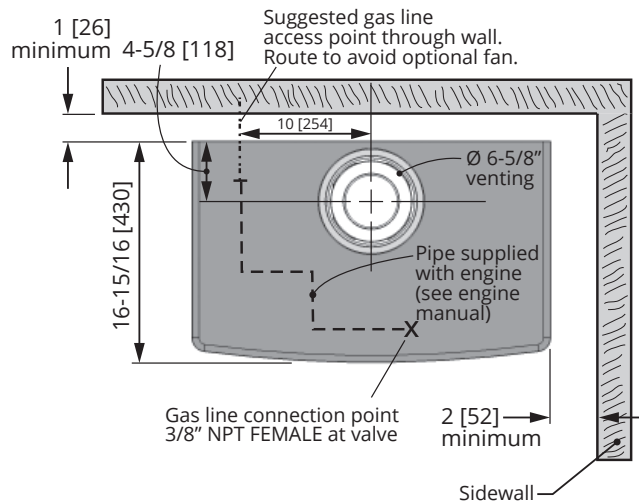


Valor[®] Madrona

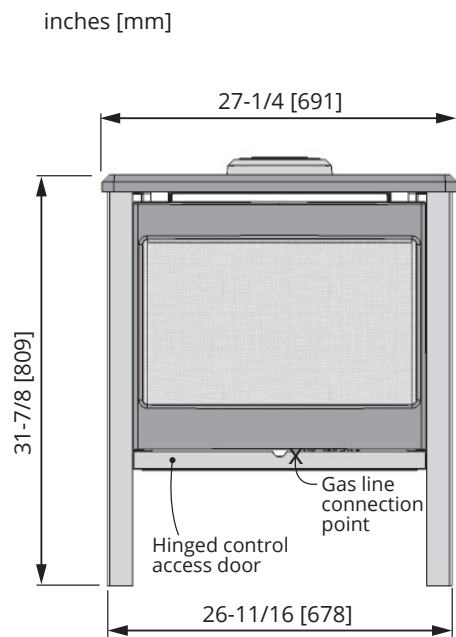
Dec 2020

1/2

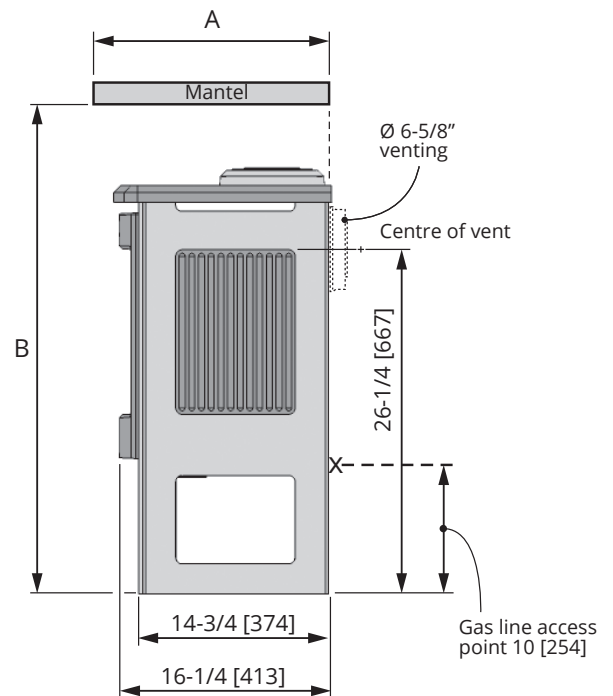
MF28 Madrona Modern Stove— Dimensions and Clearances



Top View



Front View



Right Side View

Input

High 26,000 Btu (NG/LPG)

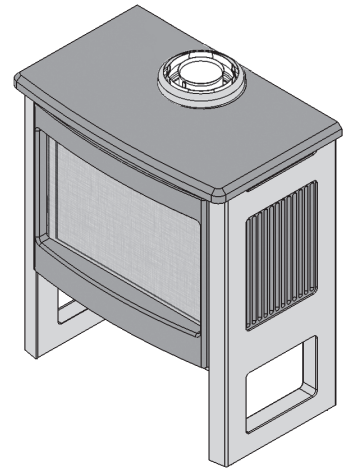
Low 6,500 Btu (NG)

14,500 Btu (LPG)

Venting

Top or Rear Outlet (co-axial)

Rear outlet only (co-linear, 3x3)



Mantel / shelf clearances inches [mm]

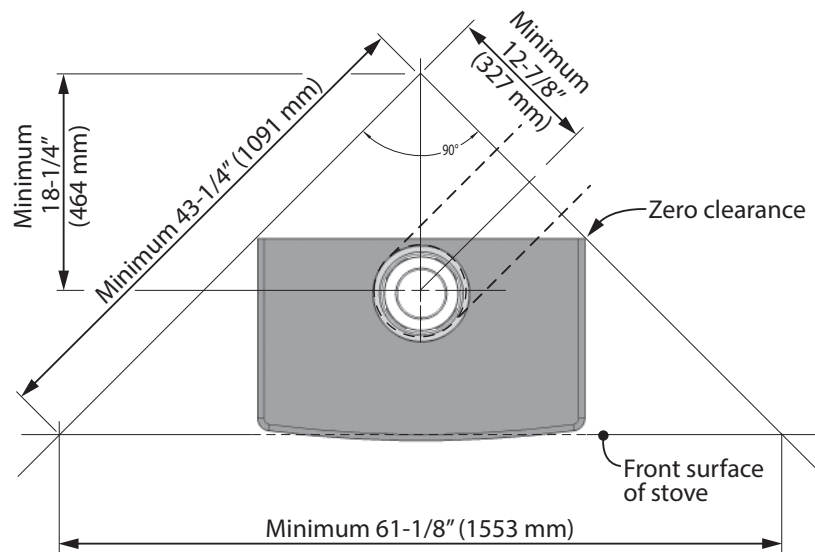
Mantel Depth 'A'	0-1 [0-26]	2-5 [51-127]	6-18 [152-457]	19-24 [483-610]
Mantel Height 'B'	34 [864]	36 [914]	38 [965]	42 [1067]

Valor[®] Madrona

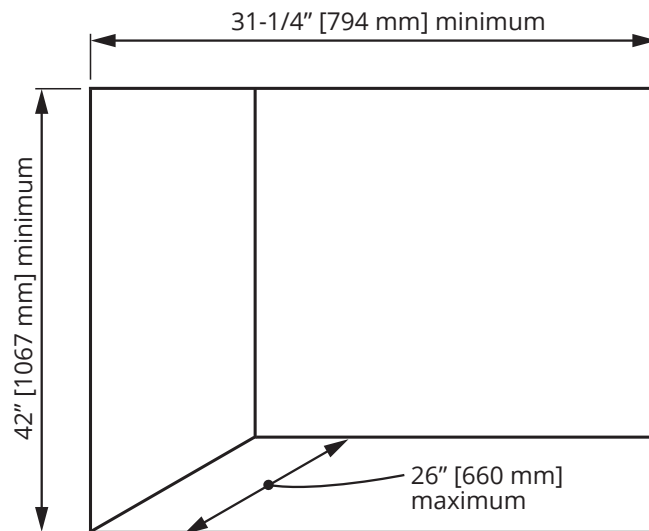
Dec 2020

2/2

MF28 Madrona Modern Stove— Dimensions and Clearances



Corner Dimensions



Alcove Clearances