

# G3.5 + G4

**GAS INSERT FIREPLACES + AUTOFIRE™**

**TWO DECADES  
OF LEGENDARY HEAT.**

**valor**  
FIREPLACES

# Why Choose

---

## Feel the heat.

All our gas fireplace radiate heat. Like feeling the sun on your skin. The best kind of heat there is.

---

## Heater-rated

We're rated with space heaters so we put Radiant Heat Technology into every fire. You can feel it.

---

## Works quietly.

We designed our gas fireplaces to move the heated air via natural convection—no need for a noisy blower.

---

## Stainless Steel burner

Our precision stainless steel burners don't rust, and create an enhanced flame and ember glow that produces radiant heat.

---

## Efficiency

Valor fireplaces are heater-rated. Our Radiant Zone Heating is up to 25% more efficient than central forced air systems.



To find out more, visit  
[valorfireplaces.com/why-valor](http://valorfireplaces.com/why-valor)

# A Valor?

---

## Improving heat

Our exclusive *Secondary Heat Exchanger* and our aerodynamic firebox naturally improve convective heat—without a fan.

---

## Logs provide heat.

High definition, low mass fiber ceramic logs heat up and glow quickly. We harness the radiating heat from our logs, just like real logs.

---

## Ceramic glass window

Valor's durable and robust ceramic glass window improves radiant performance by absorbing and distributing radiant heat.

---

## Built to last.

Our aluminized steel fireboxes handle high temperatures, delivering efficient radiant warmth. Our baked-on powder-coated paint offers a better texture and a more durable finish.

---

## No power?

No problem. All Valor gas fireplaces run on 4 AA batteries as the primary source of power—not as back-up power like other brands. And you'll save money on your electrical bill.

---

## Safety

We put our fires through rigorous safety testing in our in-house CSA approved lab. We provide a screen with every fireplace to keep you and your loved ones safe.

---

## Outdoor-friendly.

All Valor gas fireplaces are rated for outdoors under a covered patio and use quality materials that exceed the requirements for outdoor use.

---

## Design your own.

Visit the Valor Fireplace Design Center to design your very own Valor Fireplace today.





## INSERT GAS FIREPLACES

Old wood fireplaces are highly inefficient heaters. Replace yours with a gas insert for an air-sealed, energy efficient and easy-to-use source of home comfort.



G4 780R  
BIRCH 1000BLKV2  
REFLECTIVE GLASS LINER 787RGL  
4" VINTAGE IRON FLOATING FRONT 792FTV

## 1 LOGS

We design all our expertly crafted logs as realistic-looking as possible, and engineer them to harness radiant heat from the flames and glowing embers.



BIRCH



TRADITIONAL LOGS



DRIFTWOOD



The G3.5 and G4 fire beds may have slight differences in appearance.  
To view them separately, go to [valorfireplaces.com](https://valorfireplaces.com)



PEBBLE BEACH DRIFTWOOD



MURANO GLASS

To see in person, visit your  
local Valor dealer. Or scan  
the code for photos and  
videos of the fuel beds:





## **TIP**

Liners can appear quite different with the fire on compared to a natural light setting.



G3.5 700R  
BIRCH 700BLK  
FLUTED BLACK LINER 707FBL  
EDGEMONT BRONZE FRONT 721EDZ  
EDGEMONT 3-SIDED BACKING PLATE 717BPB


2

## LINERS

Choose a firebox liner to complement the logs and front style you select as well as the surround of your current fireplace.

Please note the tint of the ceramic glass window can warm the liner colors, especially when the fire is on. If possible, visit your local Valor dealer to see a sample in person.

FLUTED BLACK





REFLECTIVE GLASS



LEDGESTONE



BRICK







### 3 FRONTS

Select a front that suits your home and style. Your dealer can help you choose, if necessary, a backing plate to complement your front that fits your installation. For more images, visit [valorfireplaces.com/gas-fireplace-inserts](http://valorfireplaces.com/gas-fireplace-inserts)

#### EDGEMONT FRONTS

Edgemont fronts are slightly offset from the required backing plate.



CRAFTSMAN PEWTER



CRAFTSMAN BRONZE



BRONZE



VINTAGE IRON  
(G3.5 ONLY)





### FLOATING

Floating fronts sit proud by 1½" of the wall or the optional backing plate.



### G4 SQUARE

Square fronts are 1¾ deep.



4-SIDED VINTAGE IRON 4"  
ALSO AS 3-SIDED



4-SIDED BLACK 4"  
ALSO AS 3-SIDED  
(G3.5 ONLY)



SQUARE BLACK 5.75"  
ALSO IN VINTAGE IRON



VINTAGE IRON 2.5"  
(G4 ONLY)



3-SIDED BRONZE 4"

For front dimensions  
and other insert  
information:





G4 780R  
DRIFTWOOD 1000DWKV2  
LEDGESTONE 786LSLV3  
FLOATING 4-SIDED FRONT 798FFV

## 4 FINISHES

You can see the craftsmanship in our fronts. Made of steel and then powder-coated, or plated with an artisan touch—both offer durable, long-lasting finishes. If possible, visit your local Valor dealer to see a finish in person.

### EDGEMONT CRAFTSMAN FRONTS

PEWTER




BRONZE







BLACK



VINTAGE IRON



BRONZE







G4 780R  
TRADITIONAL LOGS 1000LSKV2  
FLUTED BLACK LINER 788FBLV2  
FLOATING 3-SIDED FRONT 792FTV

## EFFICIENCY

We use recognized government testing methods to determine our energy

### G3.5—FUEL BTU/HR

MODEL	FUEL	MAX. INPUT	MIN. INPUT	MAX. OUT*
700R	natural gas	26,000	13,000	20,933
	propane	26,000	11,000	20,933
700X	NG/PG	24,000	13,000	17,825

### G4—FUEL BTU/HR

MODEL	FUEL	MAX. INPUT	MIN. INPUT	MAX. OUT*
780R	NG/PG	28,000	14,000	20,993
	natural gas	28,000	15,000	20,664
785Y	propane	26,000	13,000	19,344





efficiencies, and ensure our products perform in your home as rated.

ENERGUIDE  
**70%**

\* EnerGuide Ratings and Outputs have been determined without a fan/blower, using the CSA P4.1-15 test method. Certified to ANSI Z21.88/ CSA 2.33 Vented Gas Fireplace Heater American National Standard. CGA — 2.17-91 Gas Fired Appliances for use at High Altitudes.

Find out more at [valorfireplaces.com/efficiency](http://valorfireplaces.com/efficiency)

# EDGEMONT BACKING PLATES

All Edgemont fronts, including Craftsman, require Edgemont backing plates, available in 3 and 4-sided styles and different thicknesses. The fronts are slightly offset from the backing plate. See below.

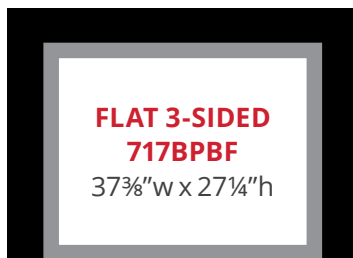
## G3.5



Backing plate:  
1 1/2" thick



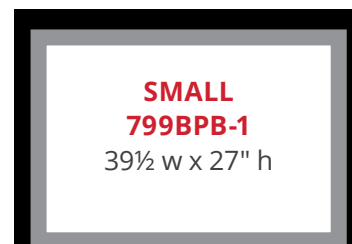
Backing plate:  
1 1/2" thick.



## G4



Backing plate:  
1/8" thick.





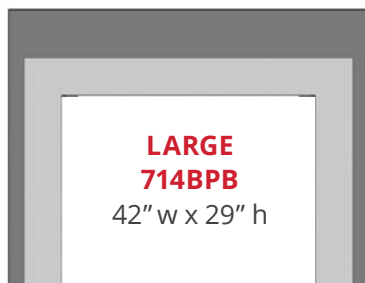
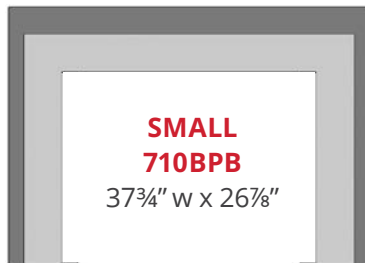
# BACKING PLATES FOR FLOATING FRONTS

The flat backing plates below are .5" thick and pair with 3-sided Floating fronts. The G3.5 backing plates may also be used with G3.5 Edgemont backing plates to cover a larger opening.

## G3.5



The Floating fronts sit proud of the flat backing plates by 1.5".

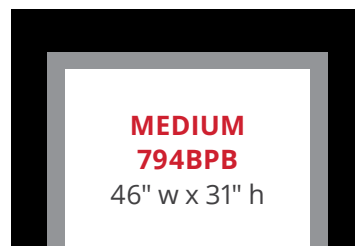


## G4




The Floating fronts sit proud of the flat backing plates by 1.5".

OR



SHOWN WITH 2.5" FLOATING FRONT

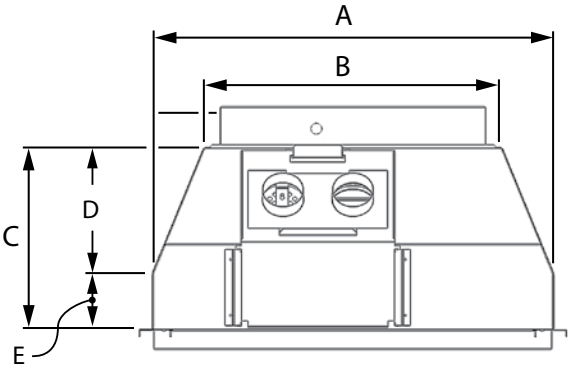


SHOWN WITH 4" FLOATING FRONT

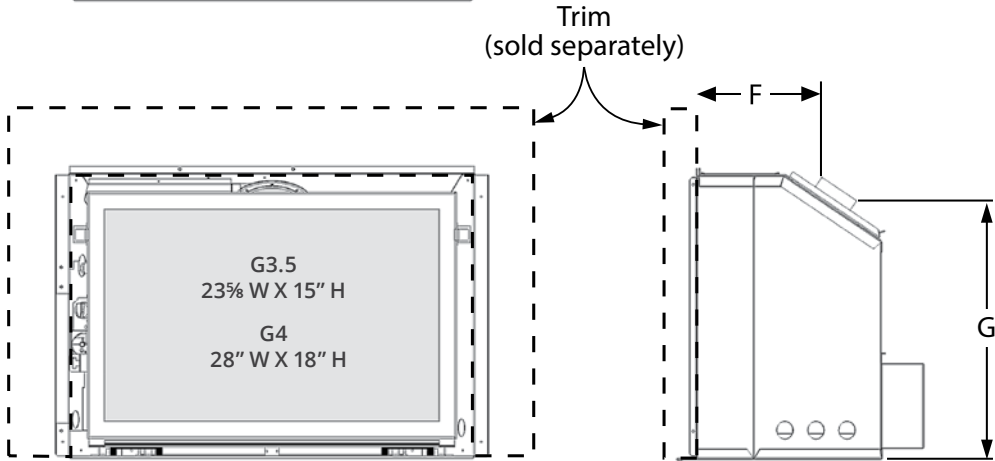


SHOWN WITH 5<sup>3</sup>/<sub>4</sub>" SQUARE FRONT

# DIMENSIONS



	G3.5	G4
A	28 $\frac{5}{8}$ "	33"
B	21 $\frac{1}{4}$ "	24"
C	13"	15"
D	9"	11"
E	4"	4"
F	9 $\frac{1}{2}$ "	9 $\frac{1}{2}$ "
G	20"	23"



## MINIMUM CAVITY DIMENSIONS

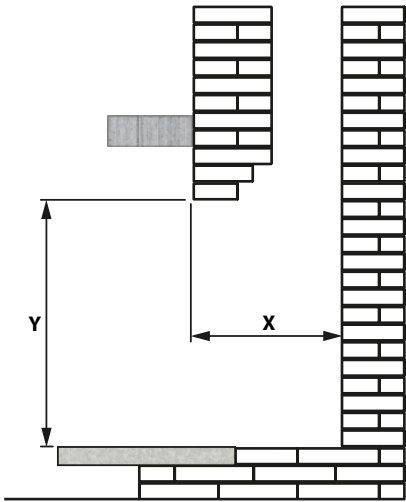
G3.5	WITH ALL BACKING PLATES EXCEPT 717BPBF
depth (X)	13 $\frac{1}{2}$ "
depth (X) with fan	16 $\frac{1}{2}$ "
height (Y)	20 $\frac{1}{2}$ "
width* (not shown)	28 $\frac{7}{8}$ "

WITH 717BPBF (FLAT PLATE)
14 $\frac{1}{2}$ "
17 $\frac{1}{2}$ "
22 $\frac{3}{8}$ "
30 $\frac{7}{8}$ "



G4	standard install	w/ leveling platform	w/ fan
depth (X)	15 $\frac{1}{2}$ "	16"	18 $\frac{1}{2}$ "
height (Y)	23 $\frac{1}{4}$ "	23 $\frac{1}{4}$ "	23 $\frac{1}{4}$ "
width* (not shown)	33 $\frac{1}{4}$ "	33 $\frac{1}{4}$ "	33 $\frac{1}{4}$ "

WITH EDMONT TRIM	
no fan	w/ fan
16¾"	19¾"
23¾"	23¾"
35¾"	35¾"

\*Minimum fireplace opening

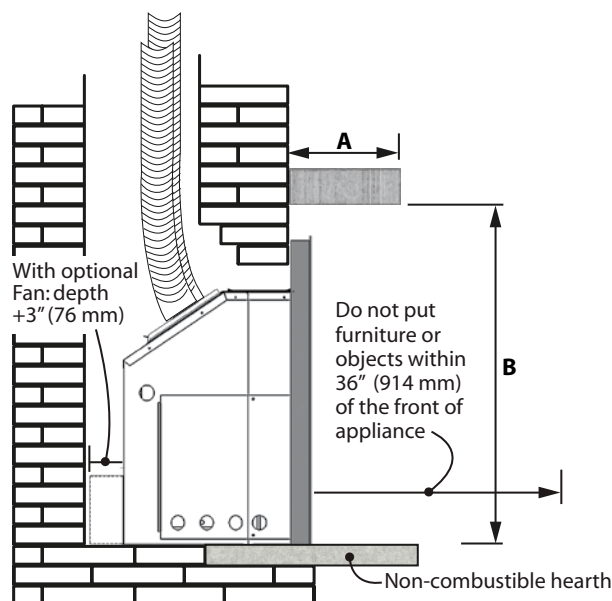


Note: Raise the G3.5 appliance by 2 $\frac{5}{8}$ " when using the 719BPB 4-Sided Backing Plate as the plate extends below the bottom of appliance.  
G4 Edgemont trims—799 and 784—require a larger and deeper cavity. See manual.



Designed and manufactured by  
Miles Industries Ltd.  
Copyright Miles Industries Ltd. 2025

# MANTEL CLEARANCES



**G3.5**

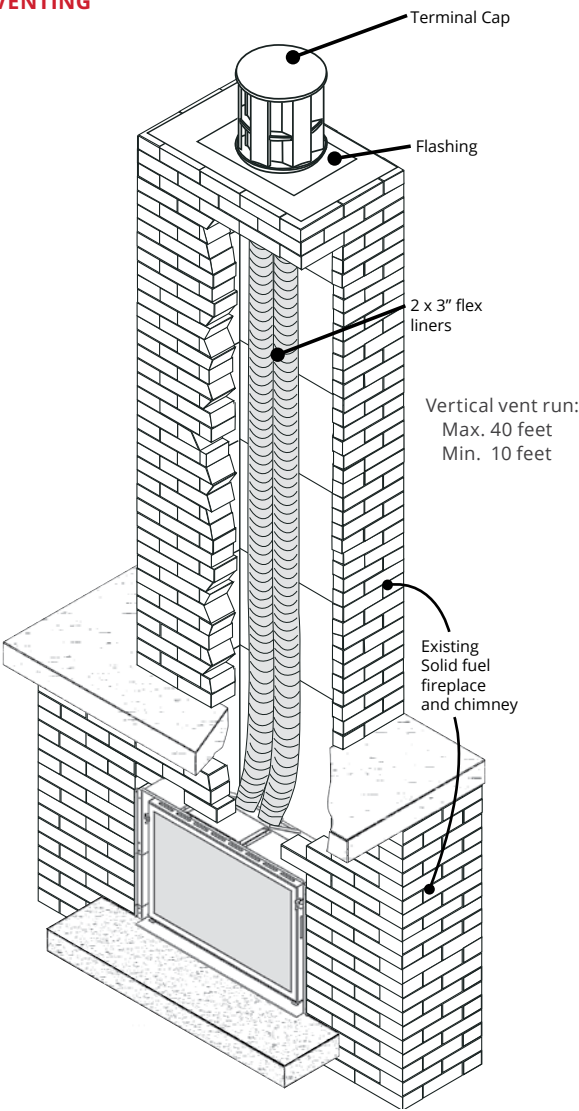
Mantel Projection A	0 – 6"	8"	10"	12"
Mantel Height B*	33"	35"	37"	39"

**G4**

Mantel Projection A	1"	4"	8"	14"
Mantel Height B*	34"	36"	38"	40"

\* Measured from underside of mantel to finished hearth or surface that unit sits on.

**VENTING**



**ALWAYS REFER TO THE MANUAL  
FOR COMPLETE AND ACCURATE  
INSTALLATION INSTRUCTIONS.**

**G3.5  
HOMEOWNER**



**G3.5  
INSTALLER**



**G4  
HOMEOWNER**



**G4  
INSTALLER**





Set the temperature  
for specific times of  
the day.

Accurately knows the  
current temperature  
of your room.

Child Proof your remote  
for safety and ease.

Set the timer to turn  
the fireplace off up  
to 9 hours ahead.

Program your fireplace  
to turn on and off  
when you want at the  
temperature you want.



## VALOR 10 REMOTE

This standard, interactive remote has up-to-the-moment information on the state of your fireplace, and lets you select, adjust or program your desired temperature—automatically adjusting the fire to maintain the room temperature.

You can even turn your pilot light on or off from the comfort of your sofa.

# OPTIONS

## DIRECT VENT

	G3.5	G4
V-Class Stainless Steel Burner: Natural Gas or Propane	700R	780R
Ceramic Burner: Natural Gas or Propane	700X	785Y

## 1 FUEL BED

V-Class Birch	700BLK	1000BLKV2
V-Class Traditional logs	700LSK	1000LSKV2
V-Class Driftwood	700DWK	1000DWKV2
Pebble Beach Driftwood	700XDWK	1101DWK
Murano Glass	700XDGM	785XDGM

## 2 LINER

Ledgestone	705LSLV3	786LSLV3
Fluted Black	707FBL	788FBLV2
Reflective Glass	706RGL	787RGL
Red Brick	708VRL	789VRLV2

## 3 FRONT

### EDGEMONT

Vintage Iron	721EDV	
Bronze	721EDZ	799EDFZ
Craftsman Pewter	716ECPW	784ECPW
Craftsman Bronze		784ECBR

### FLOATING, 3-SIDED

Vintage Iron 2.5"		790FTV
Black	709FTB	
Vintage Iron	709FTV	792FTV
Bronze		792FTZ

### FLOATING, 4-SIDED

Black	713FFB	
Vintage Iron	713FFV	798FFV

### SQUARE, 3-SIDED, 5.75"

Vintage Iron		791STV
Black		791STB



## RISER

Black, small	725RTB		40"w x 2½"h
Black, large	793RTB	793RTB	46¼"w x 2½"h
Vintage Iron, large	793RTV	793RTV	46¼"w x 2½"h

## CHOOSE A BACKING PLATE:

### REQUIRED EDGEMONT BACKING PLATE

#### 3-SIDED

717BPB (G3.5)  
717BPBF (G3.5)  
799BPB-1 (G4)  
799BPB-3 (G4)  
799BPB-2 (G4)

+

#### 4-SIDED

719BPB (G3.5)  
799BPB-4S (G4)

or

### OPTIONAL FLOATING BACKING PLATE

#### 3-SIDED, SMALL

710BPB (G3.5)  
794BPB (G4)

+

#### 3-SIDED, LARGE

714BPB (G3.5)  
794BPB-1 (G4)

or

Use these G3.5 backing plates with G3.5 backing plate 717BPB to cover larger openings.

### ⚠ WARNING

This product can expose you to chemicals including Benzene, which is known to the State of California to cause cancer and birth defects or other reproductive harm.

For more information go to [www.P65Warnings.ca.gov](http://www.P65Warnings.ca.gov)

Note: Natural gas, in its original state, contains Benzene.

Risers fit specific fronts and backing plates. See manual.



G3.5 700X  
PEBBLE BEACH DRIFTWOOD 700XDWK  
FLUTED BLACK LINER 707FBL  
EDGEMONT VINTAGE IRON FRONT 721EDV  
FLOATING 4-SIDED BACKING PLATE 719BPB

