

# G3.5 + G4

**GAS INSERT FIREPLACES + AUTOFIRE™**



**Two decades  
of legendary heat.**

**Valor**  
FIREPLACES

# Why Choose

---

## Feel the heat.

All our gas fireplace radiate heat. Like feeling the sun on your skin. The best kind of heat there is.

## Heater-rated

We're rated with space heaters so we put Radiant Heat Technology into every fire. You can feel it.

## Works quietly.

We designed our gas fireplaces to move the heated air via natural convection at the rate of 120 cubic foot per minute—no need for a noisy blower.

## Stainless Steel burner

Our precision stainless steel burners don't rust, and create an enhanced flame and ember glow that produces radiant heat.

## Efficiency

Valor fireplaces are heater-rated. Our Radiant Zone Heating is up to 25% more efficient than central forced air systems.



To find out more, visit  
[valorfireplaces.com/why-valor](http://valorfireplaces.com/why-valor)

# A Valor?

---

## Improving heat

Our exclusive *Secondary Heat Exchanger* and our aerodynamic firebox naturally improve convective heat—without a fan.

---

## Ceramic glass window

Valor's durable and robust ceramic glass window improves radiant performance by absorbing and distributing radiant heat.

---

## No power?

No problem. All Valor gas fireplaces run on 4 AA batteries as the primary source of power—not as back-up power like other brands. And you'll save money on your electrical bill.

---

## Outdoor-friendly.

All Valor gas fireplaces are rated for outdoors under a covered patio and use quality materials that exceed the requirements for outdoor use.

---

## Logs provide heat.

High definition, low mass fiber ceramic logs heat up and glow quickly. We harness the radiating heat from our logs, just like real logs.

---

## Built to last.

Our aluminized steel fireboxes handle high temperatures, delivering efficient radiant warmth. Our baked-on powder-coated paint offers a better texture and a more durable finish.

---

## Safety

We put our fires through rigorous safety testing in our in-house CSA approved lab. We provide a screen with every fireplace to keep you and your loved ones safe.

---

## Design your own.

Visit the Valor Fireplace Design Center to design your very own Valor Fireplace today.





# Logs



G4 780R  
BIRCH 1000BLKV2  
REFLECTIVE GLASS LINER 787RGL  
4" VINTAGE IRON FLOATING FRONT 792FTV



#### INSERT GAS FIREPLACES

Old wood fireplaces are highly inefficient heaters. Replace yours with a gas insert for an air-sealed, energy efficient and easy-to-use source of home comfort.

We design all our expertly crafted logs as realistic-looking as possible, and engineer them to harness radiant heat from the flames and glowing embers. The G3.5 and G4 fire beds may have slight differences in appearance. To view them separately, go to [valorfireplaces.com](http://valorfireplaces.com)

#### BIRCH



#### TRADITIONAL LOGS



#### DRIFTWOOD






# Liners



**G3.5 700R  
BIRCH 700BLK  
FLUTED BLACK LINER 707FBL  
EDGEMONT BRONZE FRONT 721EDZ  
EDGEMONT 3-SIDED  
BACKING PLATE 717BPB**

## FLUTED BLACK

Choose a firebox liner to complement the logs and front style you select as well as the surround of your current fireplace. Please note the tint of the ceramic glass window can warm the liner colors, especially when the fire is on. If possible, visit your local Valor dealer to see a sample in person.





**REFLECTIVE GLASS**



**LEDGESTONE**



**BRICK**





# Fronts

G3.5 700R  
TRADITIONAL LOGS 700LSK  
REFLECTIVE LINER 706RGL  
CRAFTSMAN PEWTER 716ECPW  
3-SIDED BACKING PLATE 717BPB

## EDGEMONT FRONTS

Edgemont fronts are slightly offset from the required backing plate.



**NEW** CRAFTSMAN BLACK



CRAFTSMAN PEWTER



CRAFTSMAN BRONZE



**NEW** BLACK



VINTAGE IRON (G3.5 ONLY)



BRONZE





### FLOATING

Floating fronts sit proud by 1½" of the wall or the optional backing plate.



**4-SIDED VINTAGE IRON 4"**  
ALSO AS 3-SIDED



**4-SIDED BLACK 4"**  
ALSO AS 3-SIDED (G3.5 ONLY)



### G4 SQUARE

Square fronts are 1¾ deep.



**SQUARE BLACK 5.75"**  
ALSO IN VINTAGE IRON



**VINTAGE IRON 2.5" (G4 ONLY)**



**3-SIDED BRONZE 4"**



**FOR FRONT DIMENSIONS  
AND OTHER INSERT  
INFORMATION:**



# Finishes



G4 780R  
DRIFTWOOD 1000DWKV2  
LEDGESTONE 786LSLV3  
FLOATING 4-SIDED FRONT 798FFV

You can see the craftsmanship in our finishes. Made of steel and then powder-coated, or plated with an artisan touch—both offer durable, long-lasting finishes. If possible, visit your local Valor dealer to see a finish in person.

CRAFTSMAN BLACK




CRAFTSMAN PEWTER







**CRAFTSMAN BRONZE**



**BLACK**



**VINTAGE IRON**



**BRONZE**





# Efficiency

G4 780R  
TRADITIONAL LOGS 1000LSKV2  
FLUTED BLACK LINER 788FBLV2  
FLOATING 3-SIDED FRONT 792FTV

We use government testing methods to determine our energy efficiencies, and ensure our products perform in your home as rated.

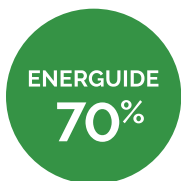
## G3.5—FUEL BTU/HR

MODEL	FUEL	MAX. INPUT	MIN. INPUT	MAX. OUT*
700R	natural gas	26,000	13,000	20,933
	propane	26,000	11,000	20,933
700X	NG/PG	24,000	13,000	17,825

## G4—FUEL BTU/HR

MODEL	FUEL	MAX. INPUT	MIN. INPUT	MAX. OUT*
780R	NG/PG	28,000	14,000	20,993
785Y	natural gas	28,000	15,000	20,664
	propane	26,000	13,000	19,344





Find out more at [valorfireplaces.com/efficiency](https://valorfireplaces.com/efficiency)

\* EnerGuide Ratings and Outputs have been determined without a fan/blower, using the CSA P4.1-15 test method. Certified to ANSI Z21.88/ CSA 2.33 Vented Gas Fireplace Heater American National Standard. CGA — 2.17-91 Gas Fired Appliances for use at High Altitudes.

# EDGEMONT BACKING PLATES

All Edgemont fronts, including Craftsman, require Edgemont backing plates, available in 3 and 4-sided styles and different thicknesses. The fronts are slightly offset from the backing plate. See below.

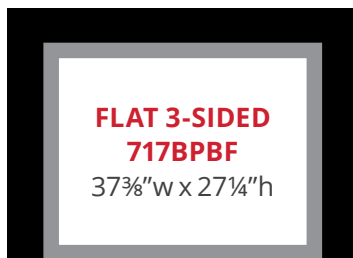
## G3.5



Backing plate:  
1 1/2" thick



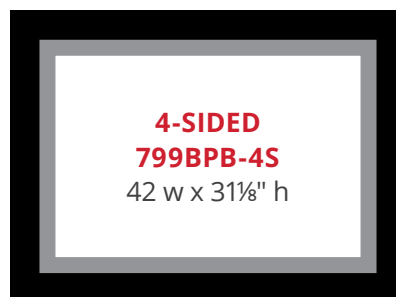
Backing plate:  
1/8" thick.




## G4



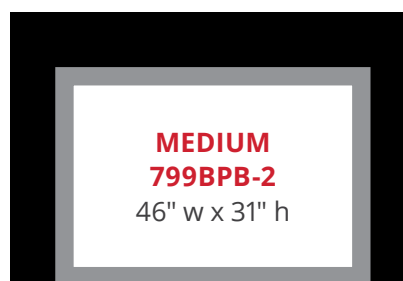
Backing plate:  
1/8" thick.



**799BPB-1**



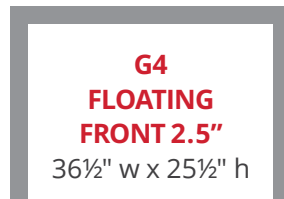
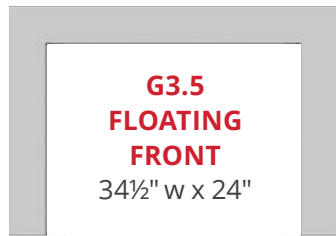
**799STB-1**





# FLOATING FRONTS + BACKING PLATES

These optional flat backing plates below are .5" thick and pair with 3-sided Floating fronts. The G3.5 backing plates may also be used with G3.5 Edgemont backing plates to cover a larger opening.



OR

## G3.5

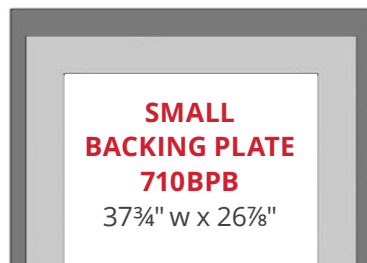
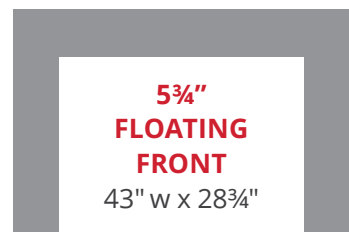


The Floating fronts sit proud of the flat backing plates by 1.5".

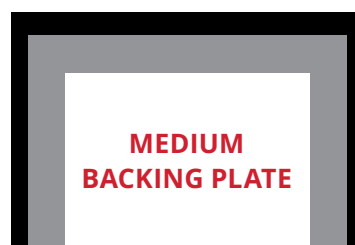
## G4



The Floating fronts sit proud of the flat backing plates by 1.5".



SHOWN WITH 2.5" FLOATING FRONT

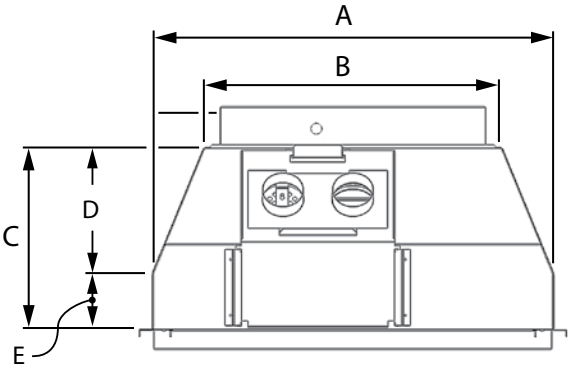


SHOWN WITH 5" FLOATING FRONT

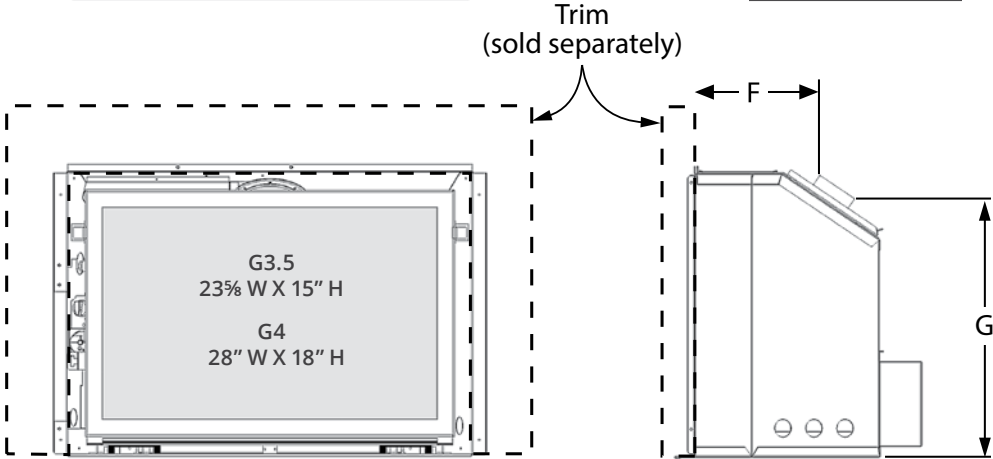


SHOWN WITH 5¾" SQUARE FRONT

# DIMENSIONS



	G3.5	G4
A	28 $\frac{3}{8}$ "	33"
B	21 $\frac{1}{4}$ "	24"
C	13"	15"
D	9"	11"
E	4"	4"
F	9 $\frac{1}{2}$ "	9 $\frac{1}{2}$ "
G	20"	23"



## MINIMUM CAVITY DIMENSIONS

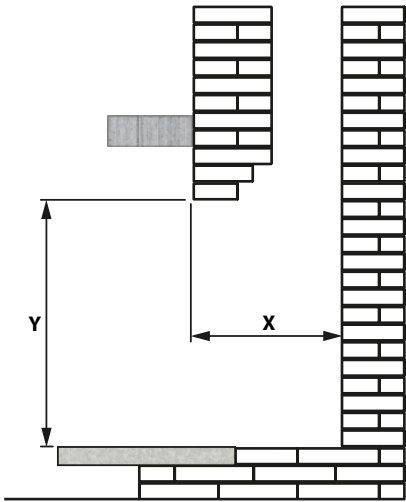
	WITH ALL BACKING PLATES EXCEPT 717BPBF
G3.5	
depth (X)	13 $\frac{1}{2}$ "
depth (X) with fan	16 $\frac{1}{2}$ "
height (Y)	20 $\frac{1}{2}$ "
width* (not shown)	28 $\frac{3}{8}$ "

	WITH 717BPBF (FLAT PLATE)
	14 $\frac{1}{2}$ "
	17 $\frac{1}{2}$ "
	22 $\frac{3}{8}$ "
	30 $\frac{3}{8}$ "



	ALL BACKING PLATES EXCEPT EDMONT		
G4	standard install	w/ leveling platform	w/ fan
depth (X)	15 $\frac{1}{2}$ "	16"	18 $\frac{1}{2}$ "
height (Y)	23 $\frac{3}{4}$ "	23 $\frac{3}{4}$ "	23 $\frac{3}{4}$ "
width* (not shown)	33 $\frac{3}{4}$ "	33 $\frac{3}{4}$ "	33 $\frac{3}{4}$ "

	WITH EDMONT TRIM	
	no fan	w/ fan
	16 $\frac{3}{4}$ "	19 $\frac{3}{4}$ "
	23 $\frac{3}{4}$ "	23 $\frac{3}{4}$ "
	35 $\frac{3}{4}$ "	35 $\frac{3}{4}$ "

\*Minimum fireplace opening

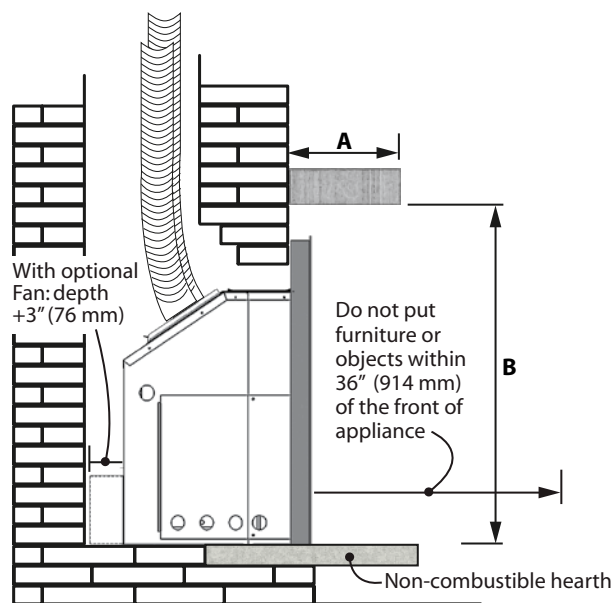


Note: Raise the G3.5 appliance by 2 $\frac{5}{8}$ " when using the 719BPB 4-Sided Backing Plate as the plate extends below the bottom of appliance.  
G4 Edgemont trims—799 and 784—require a larger and deeper cavity. See manual.



Designed and manufactured by  
Miles Industries Ltd.  
Copyright Miles Industries Ltd. 2025

# MANTEL CLEARANCES



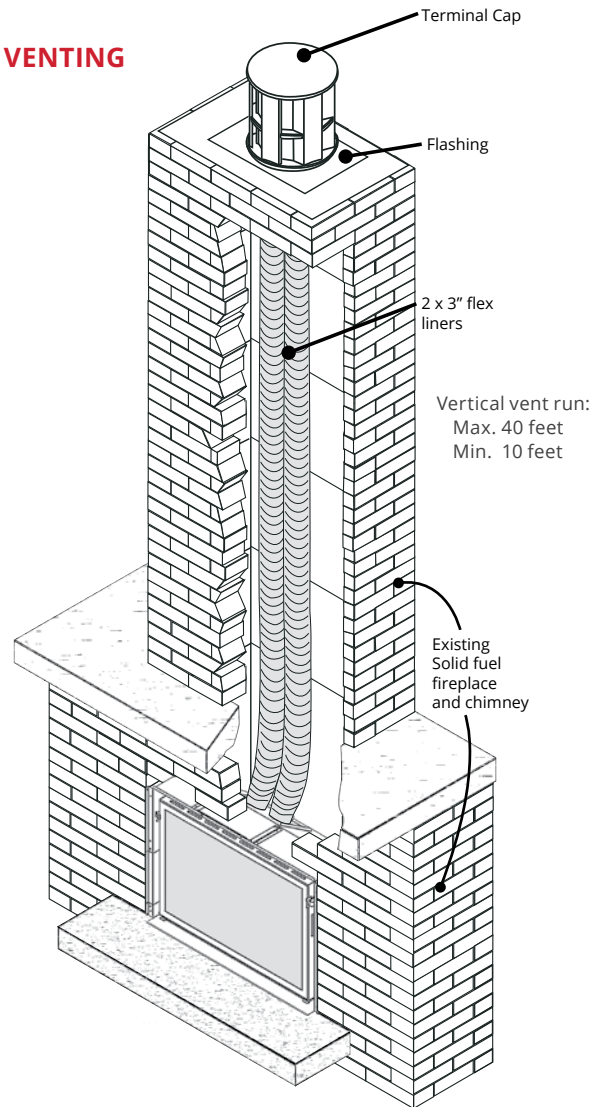
**G3.5**

Mantel Projection A	0 – 6"	8"	10"	12"
Mantel Height B*	33"	35"	37"	39"

**G4**

Mantel Projection A	1"	4"	8"	14"
Mantel Height B*	34"	36"	38"	40"

\* Measured from underside of mantel to finished hearth or surface that unit sits on.



**ALWAYS REFER TO THE MANUAL  
FOR COMPLETE AND ACCURATE  
INSTALLATION INSTRUCTIONS.**

G3.5  
HOMEOWNER



G3.5  
INSTALLER



G4  
HOMEOWNER



G4  
INSTALLER





# Remote

Set the temperature for specific times of the day.

Child Proof your remote for safety and ease.

Set the timer to turn the fireplace off up to 9 hours ahead.

Program your fireplace to turn on and off when you want at the temperature you want.

Accurately knows the current temperature of your room.



Note the 700X and 700Y include the Max remote, and are not compatible with the Valor 10 remote.

This standard, interactive remote has up-to-the-moment information on the state of your fireplace, and lets you select, adjust or program your desired temperature—automatically adjusting the fire to maintain the room temperature.

You can even turn your pilot light on or off from the comfort of your sofa.

# OPTIONS

## DIRECT VENT

	G3.5	G4
V-Class Stainless Steel Burner: Natural Gas or Propane	700R	780R
Ceramic Burner: Natural Gas or Propane	700X	785Y

## FUEL BED

V-Class Birch	700BLK	1000BLKV2
V-Class Traditional logs	700LSK	1000LSKV2
V-Class Driftwood	700DWK	1000DWKV2

## LINER

Ledgestone	705LSLV3	786LSLV3
Fluted Black	707FBL	788FBLV2
Reflective Glass	706RGL	787RGL
Red Brick	708VRL	789VRLV2

## FRONT

### EDGEMONT

Vintage Iron	721EDV	
Bronze	721EDZ	799EDFZ
Craftsman Pewter	716ECPW	784ECPW
Craftsman Bronze		784ECBR

### FLOATING, 3-SIDED

Vintage Iron 2.5"		790FTV
Black	709FTB	
Vintage Iron	709FTV	792FTV
Bronze		792FTZ

### FLOATING, 4-SIDED

Black	713FFB	
Vintage Iron	713FFV	798FFV

### SQUARE, 3-SIDED, 5.75"

Vintage Iron		791STV
Black		791STB

## RISER

Black, small	725RTB		40"w x 2½"h
Black, large	793RTB	793RTB	46¼"w x 2½"h
Vintage Iron, large	793RTV	793RTV	46¼"w x 2½"h

## CHOOSE A BACKING PLATE:

### REQUIRED EDGEMONT BACKING PLATE

#### 3-SIDED

717BPB (G3.5)  
717BPBF (G3.5)  
799BPB-1 (G4)  
799BPB-3 (G4)

+

#### 4-SIDED

719BPB (G3.5)  
799BPB-4S (G4)

or

### OPTIONAL FLOATING BACKING PLATE

#### 3-SIDED, SMALL

710BPB (G3.5)  
794BPB (G4)

+

#### 3-SIDED, LARGE

714BPB (G3.5)  
794BPB-1 (G4)

or

Use these G3.5  
backing plates with  
G3.5 backing plate  
717BPB to cover  
larger openings.

### WARNING

This product can expose you to chemicals including Benzene, which is known to the State of California to cause cancer and birth defects or other reproductive harm.

For more information go to [www.P65Warnings.ca.gov](http://www.P65Warnings.ca.gov)

Note: Natural gas, in its original state, contains Benzene.

Risers fit specific fronts and  
backing plates. See manual.



G3.5 700X  
PEBBLE BEACH DRIFTWOOD 700XDWK  
FLUTED BLACK LINER 707FBL  
EDGEMONT VINTAGE IRON FRONT 721EDV  
FLOATING 4-SIDED BACKING PLATE 719BPB

BRG35-G425E NOV

[valorfireplaces.com](http://valorfireplaces.com)

**valor**  
FIREPLACES