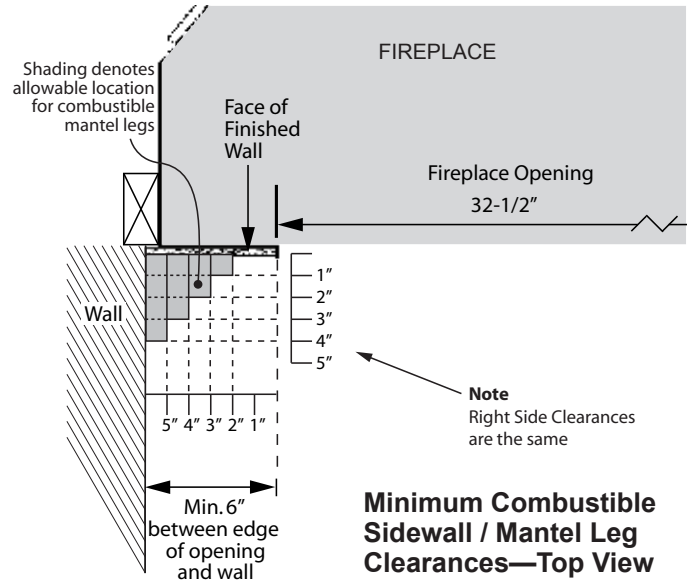
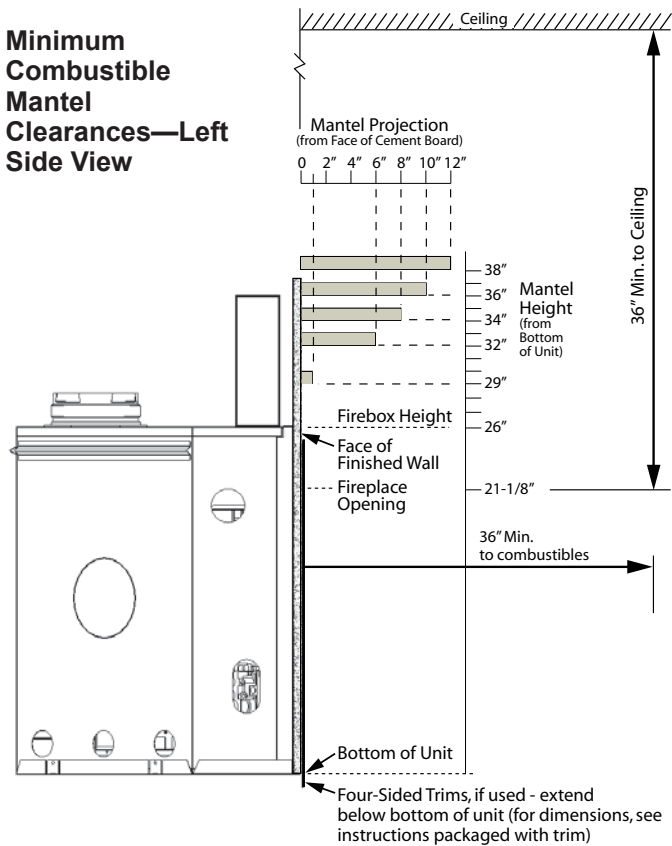


Mantel Clearances

**Minimum
Combustible
Mantel
Clearances—Left
Side View**



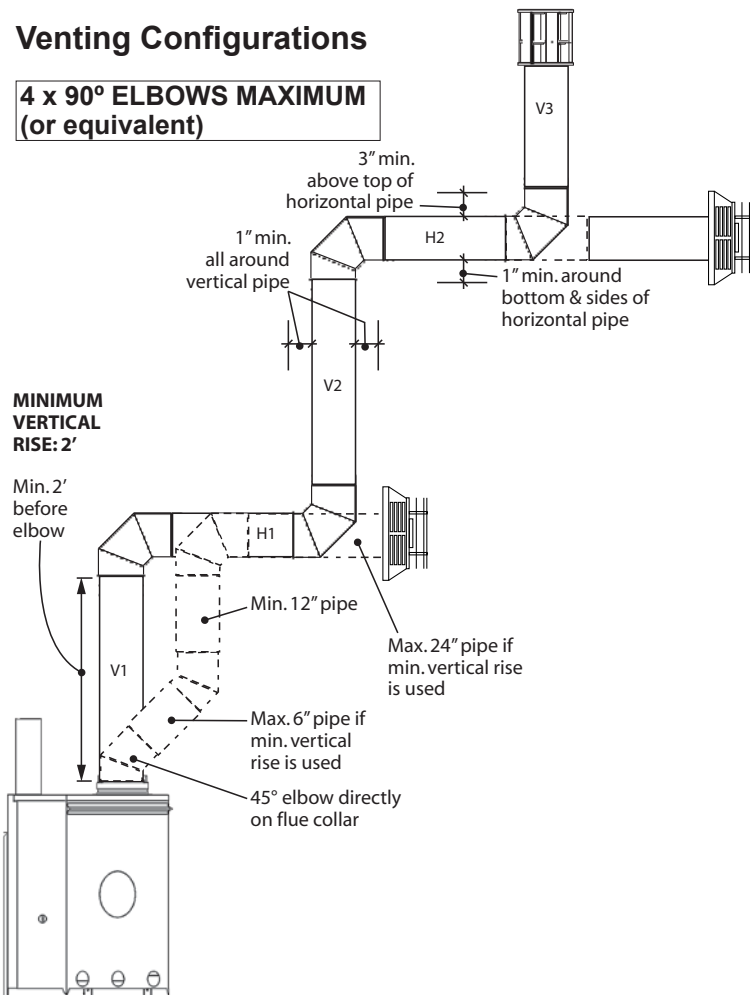
How to Read the Venting Chart

The chart below applies to roof or wall termination.

1. The total length of the vent pipe cannot exceed 40' (12.2m).
2. The minimum vertical height with roof termination is 6' (1.83 m).
3. Any combination of rise and run can be used as long as they are within the allowable limits shown on the chart below.
4. A maximum of 4 x 90° elbows—or equivalent (2 x 45° = 90°)—can be used.
5. Each 90° elbow installed on the horizontal plane is equivalent to a 3' horizontal pipe; therefore, 3' must be subtracted from allowable horizontal run. (45° elbow is equivalent to 18" horizontal pipe.)
6. All horizontal pipe runs must be graded 1/4" per foot upwards in the direction of the exhaust flow. The final pipe length, when terminating through the wall may be graded downwards slightly to prevent water migration.
7. A restrictor is required for all installations—see intallation manual for more information.

Venting Configurations

**4 x 90° ELBOWS MAXIMUM
(or equivalent)**



Example 1
 $V \text{ Value} = V1 (6') + V2 (6') + V3 (2') = 14'$
 $H \text{ Value} = H1 (3') + H2 (3') = 6'$
 #2 Restrictor position required

Allowable Vent Configurations

